


ITEMS: MBK3C (for use with Discount Balloons' Reusable Vinyl Balloons)

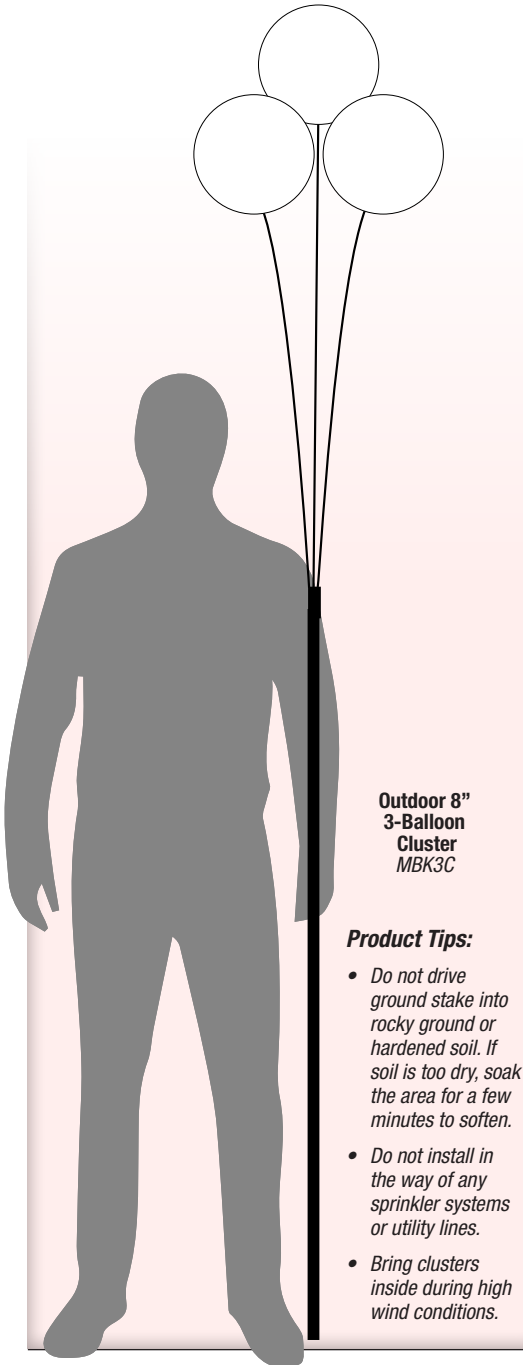
Outdoor 8" 3-Balloon Cluster

Assembly Instructions:

1. Using a rubber mallet or hammer, pound the ground stake (E) into the ground at least 12" for stability and to prevent leaning (11.5" or less should be visible). Take care to install the stake as vertically as possible so it will hold the weight of your cluster properly.
2. Choose your center balloon (A) and attach it to the 29" stem (C) by lining up the prongs on the base of the balloon to the stem cup and pressing until it clicks. Repeat with remaining balloons and short stems.
3. Remove the plug from each balloon and inflate using an air pump or compressor. Replace the plug and set aside. For best overall results, make sure your balloons are inflated to the same size. 8" balloons should measure 25" around when inflated.
4. Attach cluster bracket (F) to top of cluster pole (B) and twist until tightened. Insert balloon stems into the cluster bracket in the pattern shown in illustration below. The longest stem should go in the center hole.
6. Slide pole of completed cluster onto ground stake.



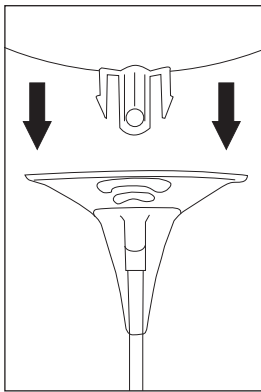
Using a rubber mallet, install ground stake 12" into the ground.



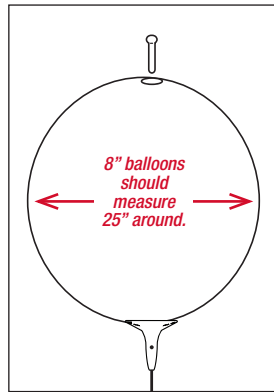
Outdoor 8" 3-Balloon Cluster MBK3C

Product Tips:

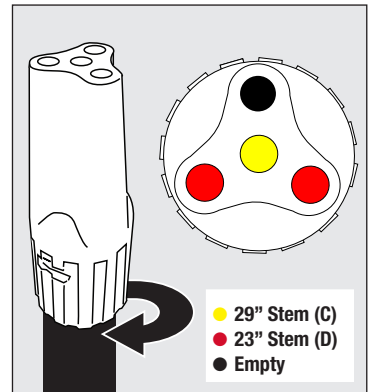
- Do not drive ground stake into rocky ground or hardened soil. If soil is too dry, soak the area for a few minutes to soften.
- Do not install in the way of any sprinkler systems or utility lines.
- Bring clusters inside during high wind conditions.



Line up balloon base to cup and push to secure. Note: The long stem will be your center balloon.



Inflate balloon using a compressor or air pump and reinsert plug to seal.

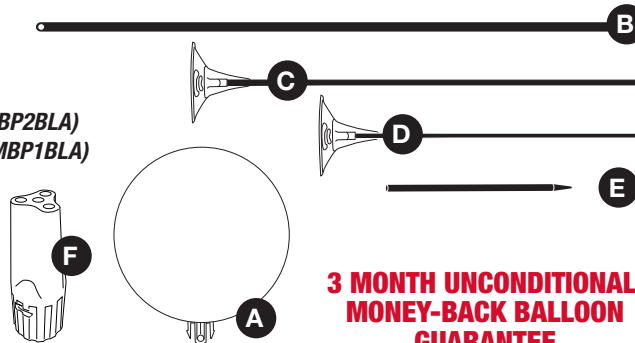


Twist to lock the cluster bracket onto the cluster pole. Insert the stems into the cluster bracket as shown above.

Kit Includes:

- A. 3- 8" Vinyl Balloons (Item MB)
- B. 1 Cluster Pole (Item GABB10)
- C. 1- 29" Stem with balloon cup (Item MBP2BLA)
- D. 2- 23" Stems with balloon cup (Item MBP1BLA)
- E. 1 Ground Stake (Item GABB1)
- F. 1 Cluster Bracket (Item MBP5)

Additional items Needed:
Air Compressor, Rubber Mallet



3 MONTH UNCONDITIONAL, MONEY-BACK BALLOON GUARANTEE



DISCOUNT BALLOONS' REUSABLE 3-BALLOON KIT:

- ★ Sets up in minutes
- ★ No Helium Required
- ★ Durable all-weather balloons are appropriate for outdoor use.